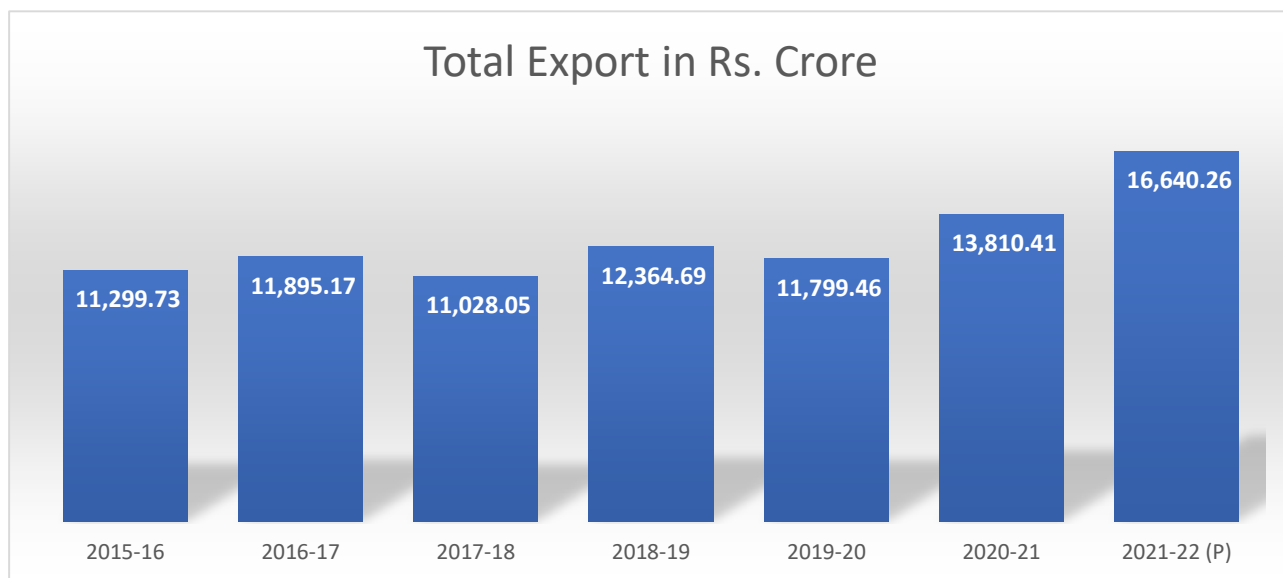


# CARPET EXPORT PROMOTION COUNCIL

( Setup by Ministry of Textiles, Govt. of India)

## 5 Years Export Figures of Chapter 57 : Handmade Carpets & Other Floor Coverings

Year	Total Export in Rs. Crore	Total Export in US \$ Million
2015-16	11,299.73	1,726.76
2016-17	11,895.17	1,773.98
2017-18	11,028.05	1,711.17
2018-19	12,364.69	1,765.94
2019-20	11,799.46	1,666.09
2020-21	13,810.41	1,869.18
2021-22 (P)	16,640.26	2,233.02



Date Source : Department of Commerce

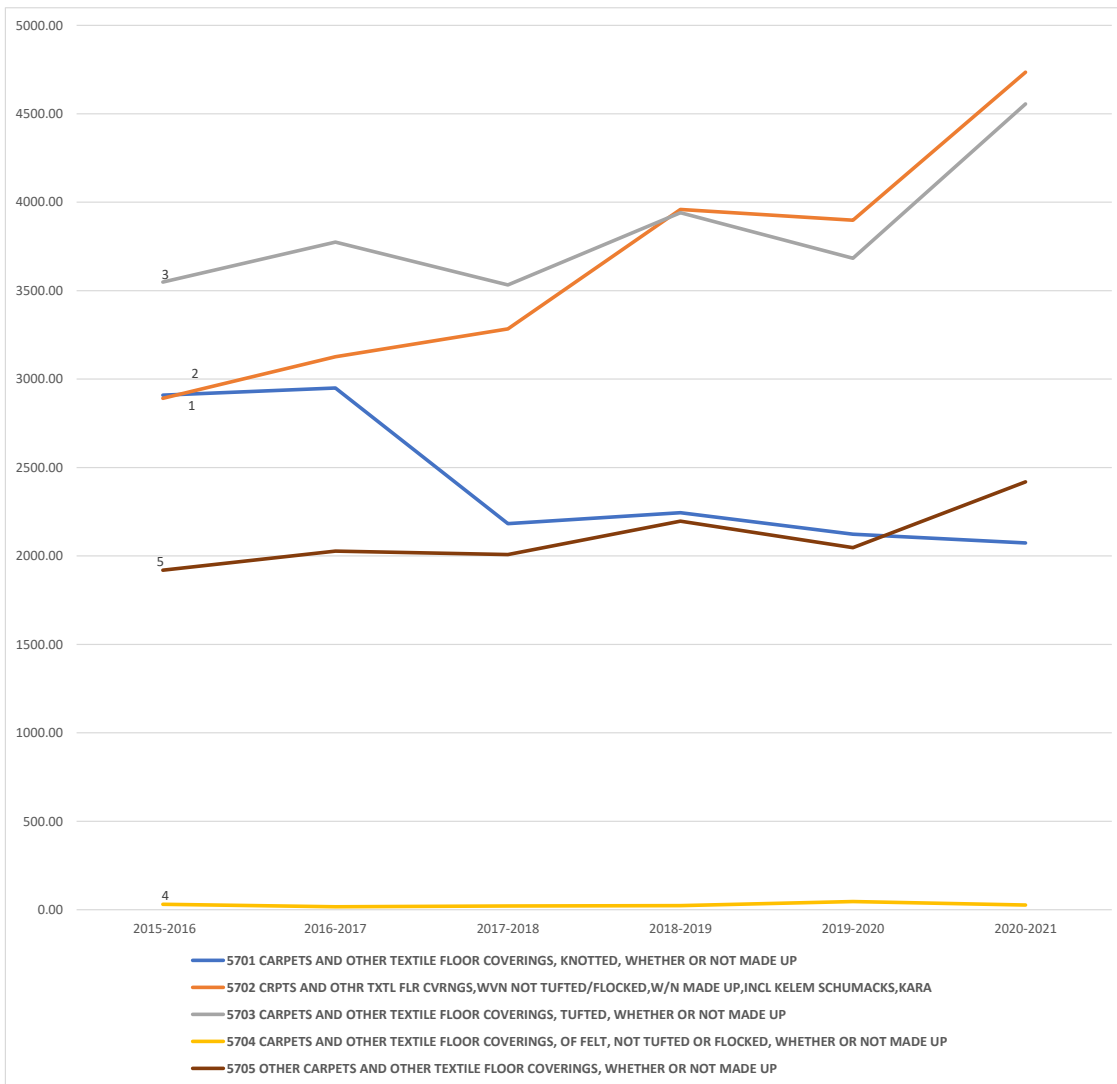
## CARPET EXPORT PROMOTION COUNCIL

( Setup by Ministry of Textiles, Govt. of India)

HSN Wise (4 Digit) : Last 5 Year Export

Export Value in Rs. Crores

S. No.	HS Code	Description	2015-2016	2016-2017	2017-2018	2018-2019	2019-2020	2020-2021	2021-2022 (P)
1	5701	CARPETS AND OTHER TEXTILE FLOOR COVERINGS, KNOTTED, WHETHER OR NOT MADE UP	2909.59	2949.76	2182.42	2244.70	2123.66	2073.66	2199.84
2	5702	CRPTS AND OTHR TXTL FLR CVRNGS,WVN NOT TUFTED/FLOCKED,W/N MADE UP,INCL KELEM SCHUMACKS,KARA	2891.53	3126.82	3284.26	3958.80	3898.44	4735.32	5867.23
3	5703	CARPETS AND OTHER TEXTILE FLOOR COVERINGS, TUFTED, WHETHER OR NOT MADE UP	3548.42	3774.11	3532.65	3940.86	3683.91	4555.87	5581.07
4	5704	CARPETS AND OTHER TEXTILE FLOOR COVERINGS, OF FELT, NOT TUFTED OR FLOCKED, WHETHER OR NOT MADE UP	30.44	16.79	20.77	23.21	46.29	26.49	25.46
5	5705	OTHER CARPETS AND OTHER TEXTILE FLOOR COVERINGS, WHETHER OR NOT MADE UP	1919.75	2027.70	2007.95	2197.12	2047.54	2419.08	2966.65
<b>Total</b>			<b>11299.73</b>	<b>11895.17</b>	<b>11028.05</b>	<b>12364.69</b>	<b>11799.84</b>	<b>13810.41</b>	<b>16640.26</b>



Data Source : Department of Commerce

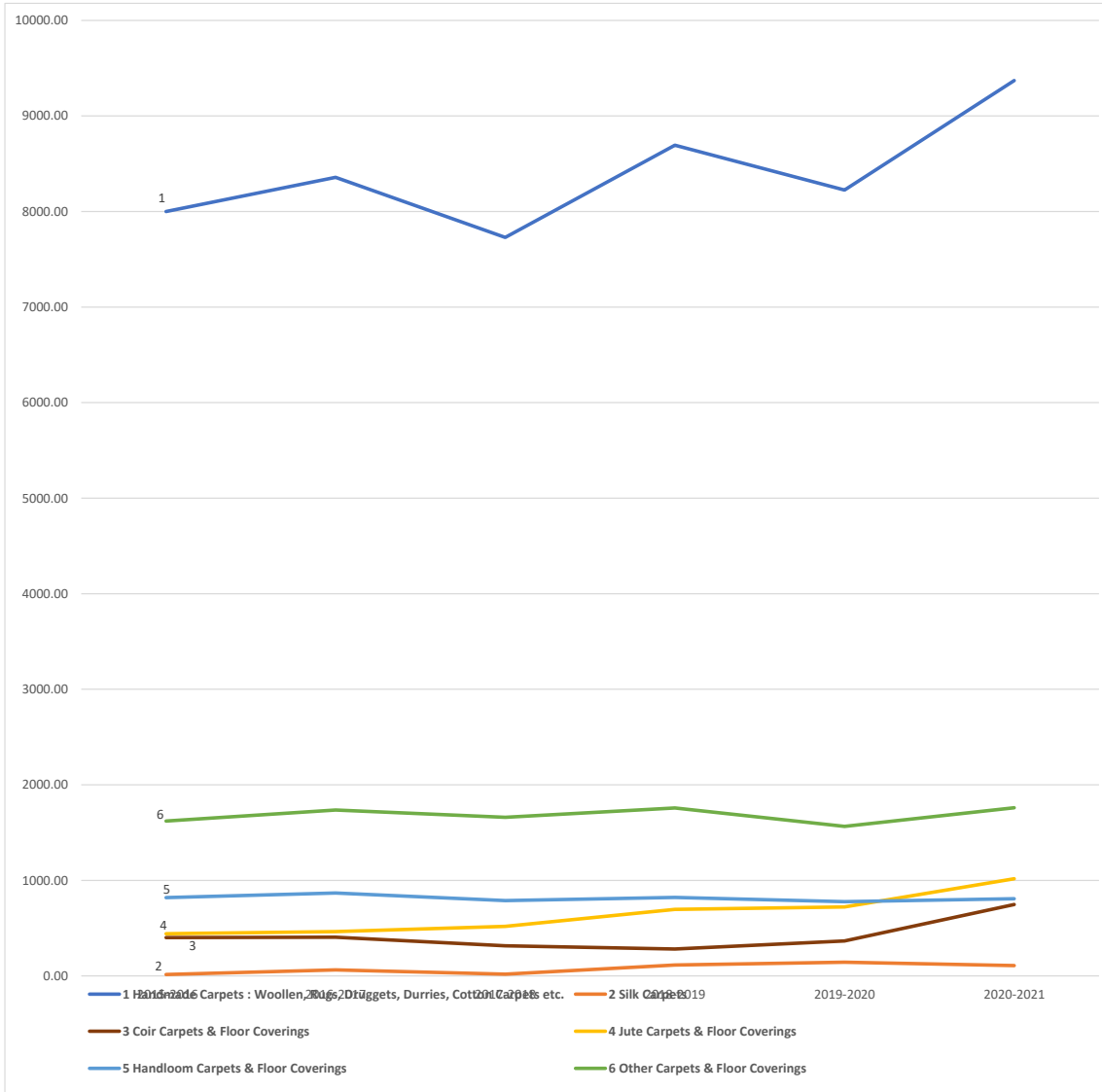
## CARPET EXPORT PROMOTION COUNCIL

( Setup by Ministry of Textiles, Govt. of India)

Principle Commodity Wise : Last 5 Year Export

Export Value in Rs. Crores

S. No.	Commodity	2015-2016	2016-2017	2017-2018	2018-2019	2019-2020	2020-2021	2021-2022 (P)
1	Handmade Carpets : Woollen, Rugs, Druggets, Durries, Cotton Carpets etc.	8001.14	8357.66	7729.07	8694.12	8225.62	9370.96	11230.58
2	Silk Carpets	14.64	63.78	17.27	113.09	143.43	107.56	79.12
3	Coir Carpets & Floor Coverings	400.87	405.41	315.74	281.44	366.33	747.31	843.17
4	Jute Carpets & Floor Coverings	441.33	464.21	517.65	696.60	722.49	1016.83	1256.93
5	Handloom Carpets & Floor Coverings	819.98	867.70	787.78	821.47	776.97	807.82	931.95
6	Other Carpets & Floor Coverings	1621.76	1736.40	1660.54	1757.98	1565.00	1759.93	2298.52
	<b>Total</b>	<b>11299.73</b>	<b>11895.17</b>	<b>11028.05</b>	<b>12364.69</b>	<b>11799.84</b>	<b>13810.41</b>	<b>16640.26</b>



Data Source : Department of Commerce

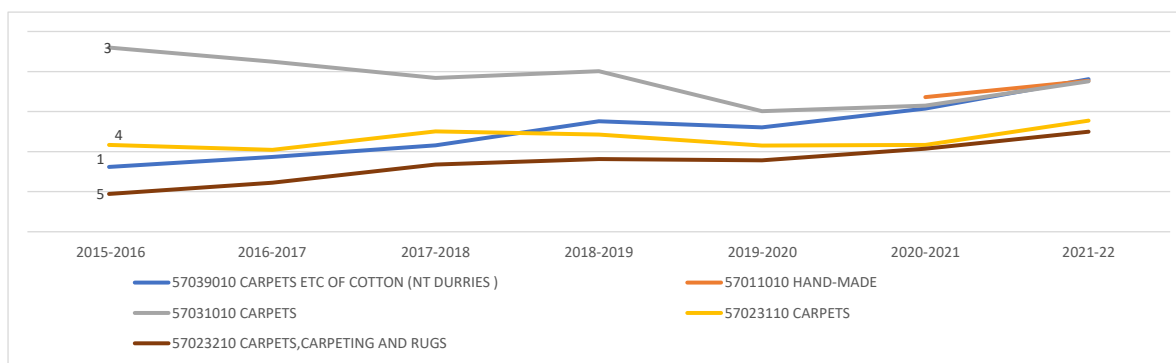
# CARPET EXPORT PROMOTION COUNCIL

( Setup by Ministry of Textiles, Govt. of India)

## Top 5 HSN

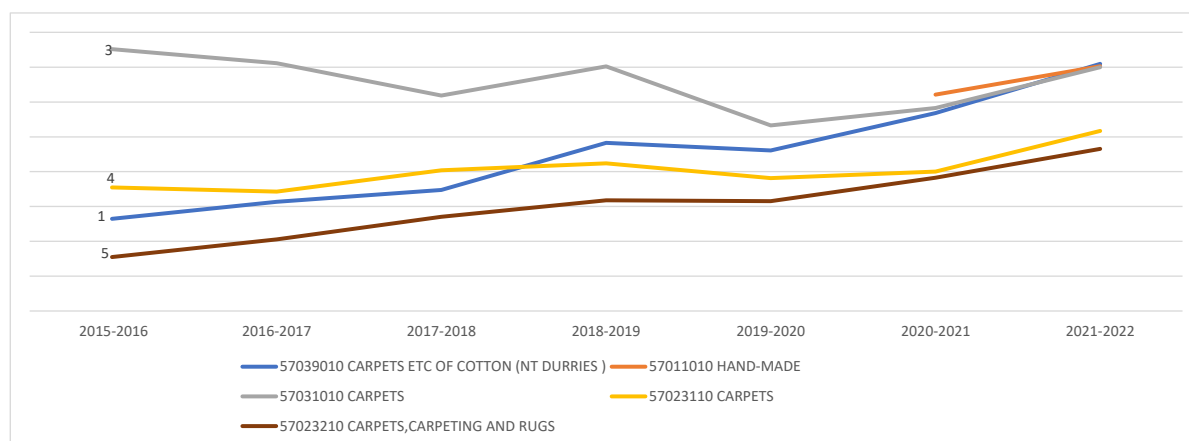
Export Values in US \$ Million

S. No.	8 Digit HS Code	Description	2015-2016	2016-2017	2017-2018	2018-2019	2019-2020	2020-2021	2021-22
1	57039010	CARPETS ETC OF COTTON (NT DURRIES )	80.93	93.42	107.91	137.97	130.20	153.83	190.47
2	57011010	HAND-MADE						168.05	188.45
3	57031010	CARPETS	229.93	212.24	191.91	200.51	150.53	157.48	187.83
4	57023110	CARPETS	108.28	102.23	125.31	121.24	107.66	108.41	138.70
5	57023210	CARPETS,CARPETING AND RUGS	47.21	61.33	83.98	90.69	89.12	103.72	124.89



Export Value in Rs. Crores

S. No.	8 Digit HS Code	Description	2015-2016	2016-2017	2017-2018	2018-2019	2019-2020	2020-2021	2021-2022
1	57039010	CARPETS ETC OF COTTON (NT DURRIES )	529.32	626.83	695.42	965.69	921.45	1136.04	1419.10
2	57011010	HAND-MADE						1242.30	1405.61
3	57031010	CARPETS	1503.38	1422.86	1236.89	1403.96	1065.64	1165.01	1399.57
4	57023110	CARPETS	709.12	685.54	807.63	847.93	762.80	800.82	1033.93
5	57023210	CARPETS,CARPETING AND RUGS	309.84	410.87	541.29	635.23	631.11	765.83	930.78



Data Source : Department of Commerce